



# 1. Learn to greet.

one ↔ one




*Hello Sipho.  
Sawubona Sipho.*

*Hello Nellie.  
Sawubona Nellie.*



*How are you?  
Unjani?*

*I am fine.  
Ngiyaphila.*




Practise writing the Zulu words.

*Hello Sipho.*

.....

*Hello Nellie.*

.....




*How are you?*

.....

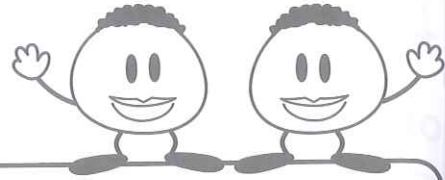
*I am fine.*

.....



# Learn to greet.

one ↔ many



*Hello everyone.*

*Sanibona.*

*Hello Nellie.*

*Sawubona Nellie.*



*How are you all?*

*Ninjani?*

*We are fine.*

*Siyaphila.*



## Practise writing the Zulu words.

*Hello everyone.*

.....

*Hello Nellie.*

.....



*How are you all?*

.....

*We are fine.*

.....



1	2	3	4	5	6	7
---	---	---	---	---	---	---

# Saying goodbye.

one ↔ one

*Goodbye Zak.*  
*Hamba kahle Zak.*



*Goodbye Mary.*  
*Sala kahle Mary.*

An illustration showing a woman on the left and a man on the right. The man is waving his hand. They are both smiling and looking at each other.

one ↔ many

*Goodbye everyone.*  
*Salani kahle.*

*Goodbye Don.*  
*Hamba kahle Don.*

An illustration showing a woman on the left waving her hand towards a group of three people (a man, a woman, and a child) on the right. They are all smiling.

## Write the Zulu words.

*Goodbye Zak.*

.....

*Goodbye Mary.*

.....

.....

An illustration showing a woman on the left and a man on the right. The man is waving his hand. They are both smiling and looking at each other.

*Goodbye everyone.*

.....

*Goodbye Don.*

.....

.....

An illustration showing a woman on the left waving her hand towards a group of three people (a man, a woman, and a child) on the right. They are all smiling.

1	2	3	4	5	6	7
---	---	---	---	---	---	---

## 2. The family

Read these words.

mother:	umama	sister:	usisi
father:	ubaba	brother:	ubhuti
granny:	ugogo	baby/child:	ingane
grandfather:	umkhulu	son:	indodana
		daughter:	indodakazi

Write the Zulu words.



mother

.....



father

.....



granny

.....



grandfather

.....



sister

.....

daughter

.....



brother

.....

son

.....



baby

.....

# The family.



Joshua

Mary

Nellie

Ben

Julia

Zak

Peter

Write the Zulu words.

Joshua: umkhulu

Ben: .....


Peter: .....

Julia: .....

Mary: .....

Nellie: .....


Zak: .....




# Greetings

Read the following.


*Hello father.*  
Sawubona baba.




*Hello brother.*  
Sawubona bhuti.



*Hello granny.*  
Sawubona gogo.



*Hello sister.*  
Sawubona sisi.



*Hello mother.*  
Sawubona mama.



*Hello grandfather.*  
Sawubona mkhulu.



# 3. Action words



Read these words.

laugh: hleka

cry: khala

cook: pheka

read: funda

play: dlala

bath: geza

drink: phuza

walk: hamba

Write the Zulu words.



laugh

.....



read

.....



drink

.....



cry

.....



walk

.....



play

.....



cook

.....



bath

.....

## 4. Subject concords

I: ngi-	she: u-	we: si-
he: u-	you: u-	they: ba-

We join the pronoun and the action word with -ya-, if there is no word following the action.

Ngiyahamba. I am walking.

Ngiyafunda. *I am reading*

Ngiyapheka. *I am cooking*

Ngiyahleka. *I am laughing*



I am crying. *Ngiyakhala*

I am playing. *Ngiyadlala*

I am drinking. *Ngiyaphaza*

I am bathing. *Ngiyagqoka*

Draw.





# 4. Subject concords

I: ngi-	she: u-	we: si-
he: u-	you: u-	they: ba-

We join the pronoun and the action word with -ya-, if there is no word following the action.

Ngiyahamba. I am walking.

Ngiyafunda. *I am reading*

Ngiyapheka. *I am coding*

Ngiyahleka. *I am laughing*



I am crying. *Ngiyakhala*

I am playing. *Ngiyadlala*

I am drinking. *Ngiyaphuza*

I am bathing. *Ngiyagqoka*

Draw.



Translate.



Uyadlala.

She is .....

Uyaphuza.

.....

Uyageza.

.....

Uyakhala.

.....



Uyahleka.

He is .....

Uyafunda.

.....

Uyapheka.

.....

Uyahamba.

.....

He is bathing. ....

She is reading. ....

He is drinking. ....

She is cooking. ....

Draw.



Uyakhala.

Uyageza.

Translate.

You are reading. ....

You are walking. ....

You are laughing. ....


You are playing. ....

Siyaphuza. We are drinking. ....

Siyageza. ....

Siyakhala. ....

Siyapheka. ....




We are laughing. ....

We are walking. ....


We are reading. ....

We are playing. ....

Draw.



Siyahamba.



Siyaphuza.

Translate.

Bayaphuza.

They are .....

Bayakhala.

.....

Bayapheka.

.....

Bayageza.

.....

They are reading.

.....

They are walking.

.....



They are laughing.

.....


They are playing.

.....


Draw.



Complete.



Baya.....



Baya.....

Take note of the following and complete each sentence.



Ugogo uyahleka. Granny is laughing.



Ubaba uyahleka. ....



Umama uyahleka. ....



Usisi uyahleka. ....



Ubhuti uyahleka. ....



Umkhulu uyahleka. ....




Ingane iyahleka.



Indodana iyahleka.



Indodakazi iyahleka.



# 5. People


boy:	umfana	man:	indoda
girl:	intombazane	woman:	unkosikazi
nurse:	unesi	minister:	umfundisi
teacher:	uthisha	doctor:	udokotela

Write the Zulu words.



boy

.....




girl

.....




nurse

.....



teacher

.....



doctor

.....



woman

.....



minister

.....



man

.....

# 6. Action words

talk: khuluma

listen: lalela

write: bhala

run: gijima

wash: washa

look at: buka

draw: dweba


teach: fundisa

Write the Zulu words.



talk

.....



wash

.....



look at

.....



listen

.....



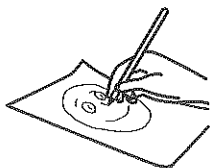
run

.....




write

.....



draw

.....



teach


.....

Take note of the following and complete each sentence.



Umfana uyakhuluma.

The boy .....




Uthisha uyakhuluma.

The teacher .....



Unesi uyakhuluma.

.....



Udokotela uyakhuluma.

.....



Unkosikazi uyakhuluma.

.....



Umfundisi uyakhuluma.

.....



Intombazane iyakhuluma.

The girl .....



Indoda iyakhuluma.

The man .....



# 7. The classroom

book: incwadi

pencil: ipensela

desk: ideski

table: itafula

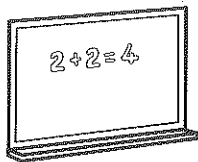
pen: ipeni

rubber: irabha

chair: isihlalo

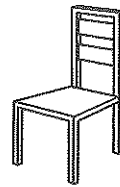
board: ibhodi

Write the Zulu words.



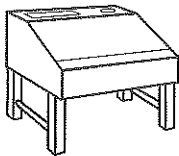
board

.....



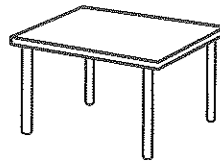
chair

.....



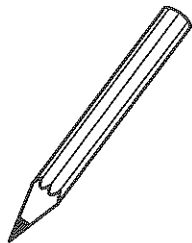
desk

.....



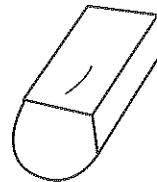
table

.....



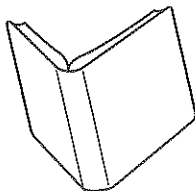
pencil

.....



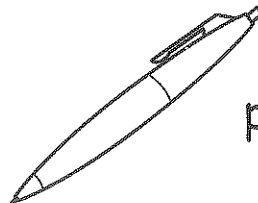
rubber

.....



book

.....

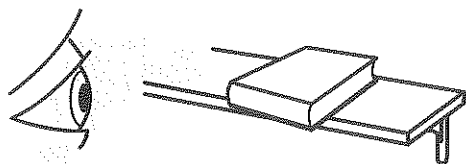


pen

.....

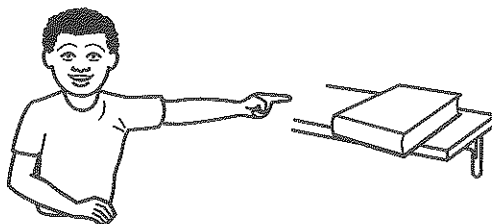
Read the following.

see:      bona



I see a book.  
Ngibona incwadi.

look:      buka



Look at the book.  
Buka incwadi.

Complete the following.

I see a chair.

.....

I see a desk.

.....

I see a pen.

.....

I see a table.

.....

I see a rubber.

.....

I see a board.

.....

Look at the chair.

.....

Look at the desk.

.....

Look at the pen.

.....

Look at the table.

.....

Look at the rubber.

.....

Look at the board.

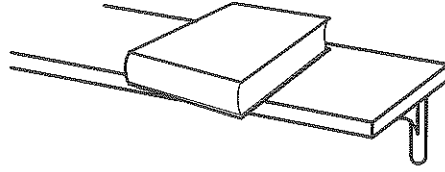

.....

# Revision

she/he/you: u

we: si

they: ba



He sees the book.  
Ubona incwadi.

She sees the book.  
Ubona incwadi.

Complete the following.

He sees the table.

.....

She sees the pen.

.....

You see the girl.

.....

She sees the chair.

.....

You see the teacher.

.....

You see the pencil.

.....

He sees the board.

.....

She sees the rubber.

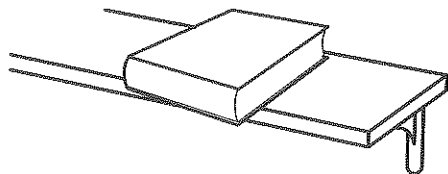

.....

You see the desk.

.....

He sees the book.

.....



We see the book.  
Sibona incwadi.

Complete the following.

We see the pen.

.....

We see the board.

.....

We see the pencil.

.....

We see the chair.

.....

We see the rubber.

.....

We see the desk.

.....

We see the table.

.....

We see the teacher.

.....

We see the boy.

.....

We see the man.

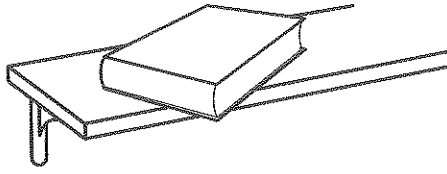
.....

We see the girl.

.....

We see the woman.

.....



They see the book.  
Babona incwadi.

Complete the following.

They see the desk.

.....

They see the table.

.....

They see the rubber.

.....

They see the girl.

.....

They see the chair.

.....

They see the board.

.....

They see the boy.

.....

They see the teacher.

.....

They see the pencil.

.....

They see the man.

.....

They see the pen.


.....

They see the woman.

.....

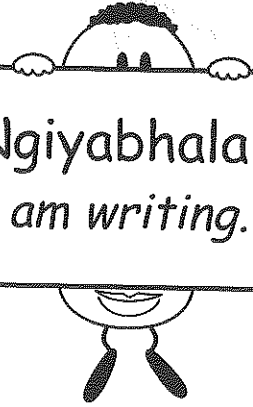
# 8. Questions

Look at the example.



Ngenzani?  
What am I doing?

Ngiyabhala.  
I am writing.

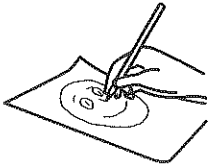


Complete the following.



Ngenzani?

.....  
.....




Ngenzani?

.....  
.....



Ngenzani?

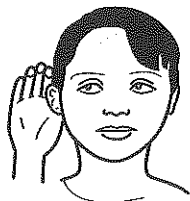
.....  
.....



Ngenzani?

.....  
.....

Look at the example.




Wenzani?

What are you doing?


Ngiyalalela.

I am listening.

Complete the following.



Wenzani?



Wenzani?




Wenzani?




Wenzani?

Look at the example.

 **Senzani?** **Siyagijima.**  
*What are we doing?* *We are running.*




Complete the following.




**Senzani?**

.....  
.....



**Senzani?**

.....  
.....



**Senzani?**

.....  
.....




**Senzani?**


.....  
.....



Look at the example.

	Nenzani? What are you all doing?	Siyadlala. We are all playing.
---	--	--------------------------------------

Complete the following.




Nenzani?

.....  
.....  
.....




Nenzani?

.....  
.....  
.....



Nenzani?

.....  
.....  
.....



Nenzani?

.....  
.....  
.....


Look at the example.



Benzani?  
What are  
they all doing?

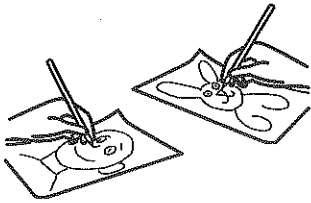
Bayaphuza.  
They are all  
drinking.

Complete the following.




Benzani?

.....  
.....  
.....



Benzani?

.....  
.....  
.....



Benzani?

.....  
.....  
.....



Benzani?

.....  
.....  
.....

## 9. Negatives

Take note.

I am not:

Add 'a' to the beginning of the word.

Drop 'ya'.

Final vowel 'a' changes to 'i'.

Look at the example.

I am talking.

Ngiyakhuluma.

I am not talking.

Angikhulumi.



Write the English meaning.

Angihleki.

Angifundi.

Angipheki.

Angihambi.

Angilaleli.

Angiwashi.

Angiphuzi.

Angikhali.

# Negatives

He/she is not

You are not:

Add 'a' to the beginning of the word.

'Ya' becomes 'ka'.

Final vowel 'a' changes to 'i'.

Look at the example.

He/she is writing.

You are writing.

Uyabhala.

He/she is not writing.

You are not writing.

Akabhali.

Write the English meaning.

Akakhulumi.

Akabuki.

Akadlali.

Akafundisi.

Akagezi.

Akadwebi.

Akagijimi.

Akabhali.

# Negatives

## They are not:

Add 'a' to the beginning of the word.

Drop 'ya'.

Final vowel 'a' changes to 'i'.

Look at the example.

They are running.

Bayagijima.

They are not running.

Abagijimi.

Write the English meaning.

Ababhali.

Abafundi.

Ababuki.

Abagezi.

Abafundisi.

Abagijimi.

Abakhali.

Abapheki.

# Negatives

We are not:

Add 'a' to the beginning of the word.

Drop 'ya'.

Final vowel 'a' changes to 'i'.

Look at the example.

We are playing.

Siyadlala.

We are not playing.

Asidlali.

Write the English meaning.

Asiphuzi.

Asihambi.

Asidwebi.

Asiwashi.

Asikhulumi.

Asilaleli.

Asihleki.

Asikhali.

# 10. Transport

car: imoto

aeroplane: ibhanoyi

bus: ibhasi

boat: isikebhe

taxi: ithekisi

bicycle: ibhayisikili


train: isitimela

motorbike: isithuthuthu

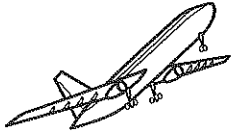
Write the Zulu words.



motorbike




boat



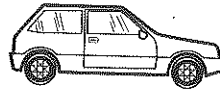
aeroplane



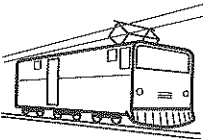
bus



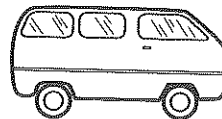
bicycle



car



train



taxi

# 11. Colours

Read.

red: bomvu

white: mhlophe

yellow: phuzi

black: mnyama


brown: nsundu

orange: wolintshi

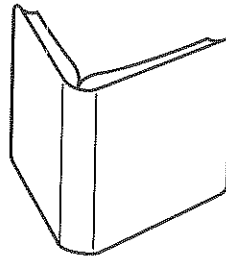
blue: luhlaza njengesibhakabhaka

green: luhlaza njengotshani

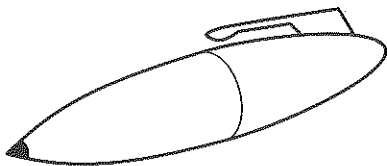
Colour in.



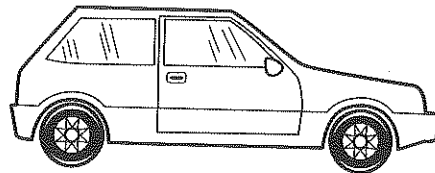
bomvu



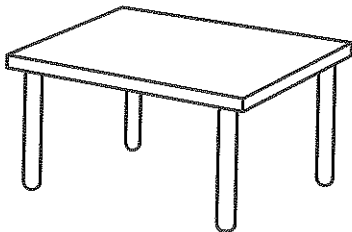
luhlaza njengesibhakabhaka




mnyama



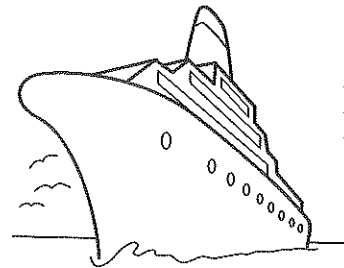
luhlaza njengotshani



phuzi



nsundu



wolintshi



# 12. Numbers

one: kunye

two: kubili

three: kuthathu

four: kune

five: kuhlanu

six: yisithupha

seven: yisikhombisa

eight: yisishiyagalombili

nine: yisishiyagalolunye

ten: yishumi

Write the Zulu words.



1 ..... 2 ..... 3 .....

4 ..... 5 ..... 6 .....

7 .....

8 .....

9 .....


10 .....

# 13. Places

shop: isitolo  
 school: isikole  
 church: isonto  
 farm: ipulazi


post office: iposi  
 town: idolobha  
 beach: ibhishi  
 hospital: isibhedlela

Write the Zulu words.



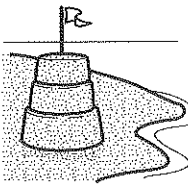
church

.....



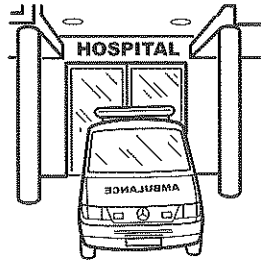
school

.....



beach

.....




hospital

.....



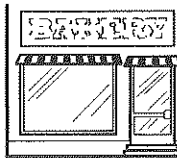
post office

.....




farm

.....



shop

.....



town

.....

Take note.

Where are you going? Uyaphi?  
I am going to the shop. Ngiya esitolo.  
isitolo ➔ esitolo

Complete the following.

I am going to school. (esikoleni)

I am going to church. (esontweni)

I am going to the farm. (epulazini)

I am going to the post office. (eposini)

I am going to town. (edolobheni)

I am going to the beach. (ebhishi)

I am going to the hospital. (esibhedlela)

# 14. The house

Read.

roof: uphahla  
wall: udonga  
window: ifasitela  
step: isitebhisi


door: isicabha  
chimney: ushimula  
postbox: iposi  
garage: igalaji

Write.



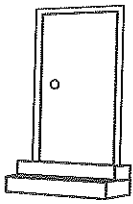
roof

.....



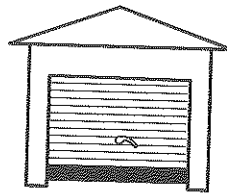
postbox

.....



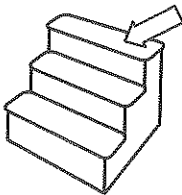
door

.....




garage

.....



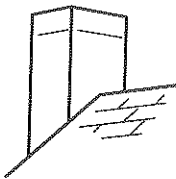
step

.....



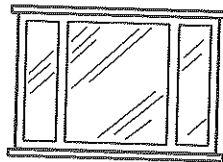
wall

.....



chimney

.....



window

.....