



Four Text Types

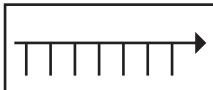
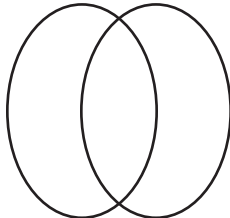
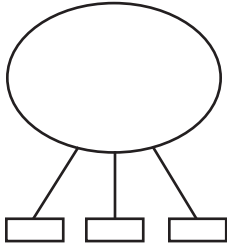
Text Type & Text Structures Resource Page

The four text types list four general reasons why authors write. Identifying the text type of a passage helps the reader set the purpose for reading and alerts the reader to the organization of the piece.

| Narrative | Expository | Technical | Persuasive |
|---|---|--|---|
| <ul style="list-style-type: none"> • Entertains • Tells a story • Character(s), setting, problem, resolution | <ul style="list-style-type: none"> • Facts/information • Text features (headings, bold words, charts, graphs, captions) | <ul style="list-style-type: none"> • Information to perform a task • Steps | <ul style="list-style-type: none"> • Author tries to convince reader to take a certain opinion or perform a certain action |

Five Text Structures

Text structures are organizational patterns found within the text types. An author often chooses one main text structure for a piece but may incorporate several of the text structures throughout the piece.

| Sequence | Problem and Solution | Compare and Contrast | Description | Cause and Effect |
|--|---|---|--|--|
| <ul style="list-style-type: none"> • Steps • Specific order  <ol style="list-style-type: none"> 1. 2. 3. 4. 5. | <ul style="list-style-type: none"> • Problem, which is solved <div style="border: 1px solid black; padding: 5px; margin-bottom: 5px; text-align: center;">Problem</div> <div style="border: 1px solid black; padding: 5px; margin-bottom: 5px; text-align: center;">Event</div> <div style="border: 1px solid black; padding: 5px; margin-bottom: 5px; text-align: center;">Event</div> <div style="border: 1px solid black; padding: 5px; margin-bottom: 5px; text-align: center;">Event</div> <div style="border: 1px solid black; padding: 5px; text-align: center;">Solution</div> | <ul style="list-style-type: none"> • Comparing how things are the same/different  | <ul style="list-style-type: none"> • Details  | <ul style="list-style-type: none"> • Something causes something else to happen <div style="display: flex; align-items: center; margin-bottom: 10px;"> <div style="border: 1px solid black; width: 30px; height: 30px; margin-right: 10px;"></div> → <div style="border: 1px solid black; width: 30px; height: 30px; margin-left: 10px;"></div> </div> <div style="display: flex; align-items: center;"> <div style="border: 1px solid black; width: 30px; height: 30px; margin-right: 10px;"></div> → <div style="border: 1px solid black; width: 30px; height: 30px; margin-left: 10px;"></div> </div> |