

# COM2601 – Video Conference 2014



Dr Elnarine Greeff

# Video Conference



This is mostly a Question and answer session (as said), but some points we could discuss:

- Assignments
- Portfolio Examination
- Q & A Session

# Assignments



- First Assignment
  - Biggest mistake: Not reading through all three chapters before doing the assignment
  - Not reading through all Tutorial Letters
  - Not referencing – 0 for technical
  - Not providing enough **theory** and/or **application**
    - (more on this later)
  - Not being direct

# Portfolio Examination



- Tutorial Letter 102 is your guide to preparing your portfolio

COM2601/102/2/2014

**Tutorial Letter 102/2/2014**

**Organisational Communication**

**COM2601**

**Semester 2**

**Department of Communication Science**

This tutorial letter contains important information about your module, specifically regarding the examination portfolio.

Bar code

Learn without limits.  
Open Rubric

UNISA | university of south africa

# Portfolio Examination




- Why portfolios?



- Different types of portfolios

~~– Summative portfolio (assignments help prepare you)~~



Portfolio of evidence

# Portfolio Examination



- Non-negotiables
  - The due date
  - First drafts are **not** to be handed in
  - The onus is on you to make sure it reaches us
  - Plagiarism will get you 0%
    - Two types that most often occur

# Portfolio Examination

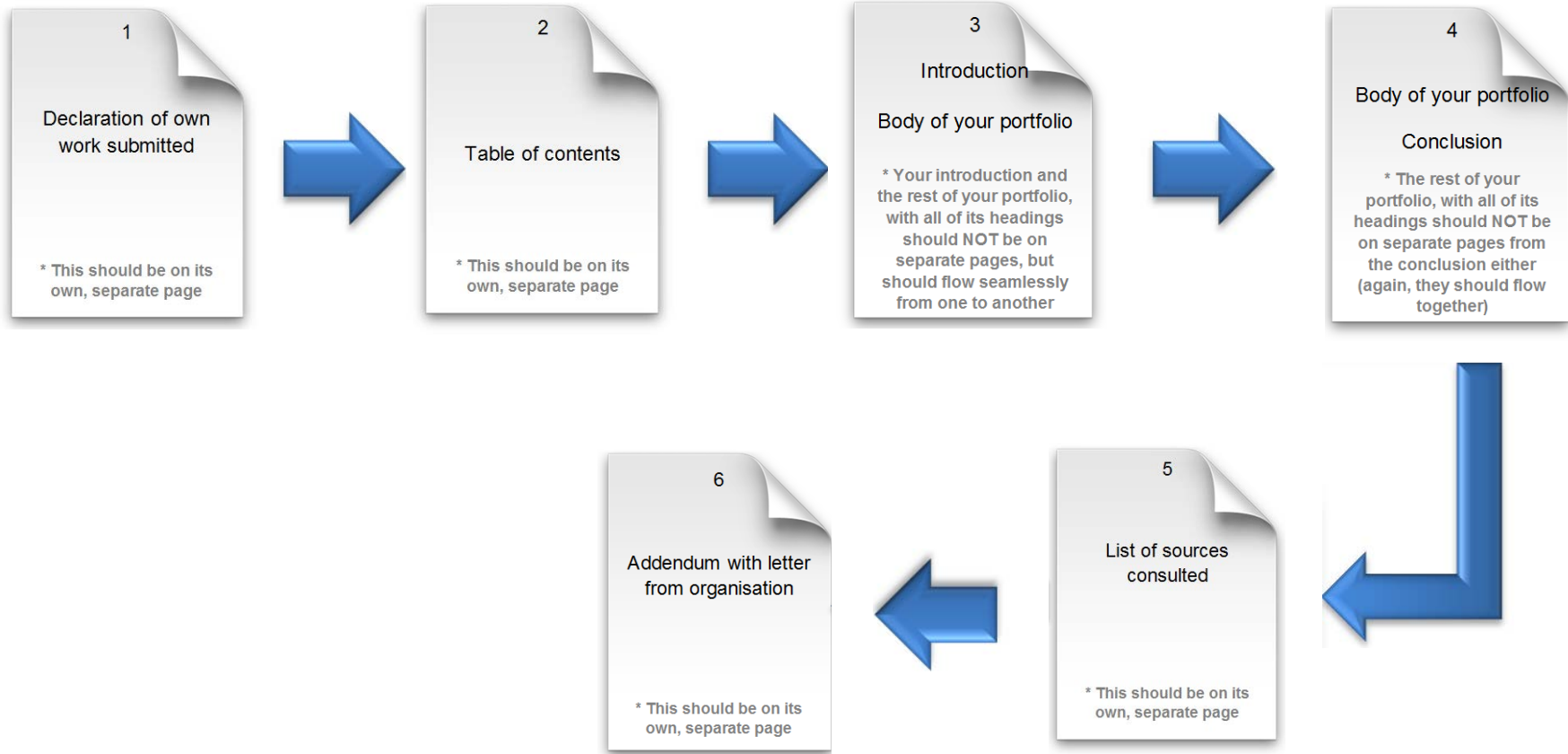


- Technical quality and format
  - This is an **ACADEMIC** work
  - Tutorial Letter CMNALLE/301 should be your best friend. Know it like you know your best friend
  - There is a specific order to things

# Portfolio Examination



- The order of things (and what each entails)





# Portfolio Examination



- The order of things (and what each entails)

1

Declaration of own  
work submitted

\* This should be on its  
own, separate page

Page 7 of your Tutorial Letter CMNALLE/301

# Portfolio Examination



- The order of things (and what each entails)

2

Table of contents

\* This should be on its own, separate page

## TABLE OF CONTENTS

### CONTENTS

### PAGE

<u>1</u>	<u>INTRODUCTION</u>	1
2	THEORETICAL POINTS OF DEPARTURE	2
3	INFLUENCE OF TELEVISION	5-7
4	FUNCTIONALISM IN FILM RESEARCH	7
<u>4.1</u>	<u>Basic assumptions</u>	8
4.2	Critical evaluation	9
<u>4.2.1</u>	<u><i>From the perspective of the film-maker</i></u>	9
<u>4.2.2</u>	<u><i>From the perspective of the audience</i></u>	10
5	QUANTITATIVE CONTENT ANALYSIS	11
5.1	Advantages	12
5.2	Disadvantages	13
6	CONCLUSION	14
SOURCES CONSULTED		15
ADDENDUM A: SELF-ASSESSMENT AND SELF-REFLECTION		16

# Portfolio Examination



- The order of things (and what each entails)

3

Introduction

Body of your portfolio

\* Your introduction and the rest of your portfolio, with all of its headings should **NOT** be on separate pages, but should flow seamlessly from one to another



What you **will** focus on



Remember those sub-headings! Order your work

# Portfolio Examination



- The order of things (and what each entails)

4

Body of your portfolio

Conclusion

\* The rest of your portfolio, with all of its headings should NOT be on separate pages from the conclusion either (again, they should flow together)

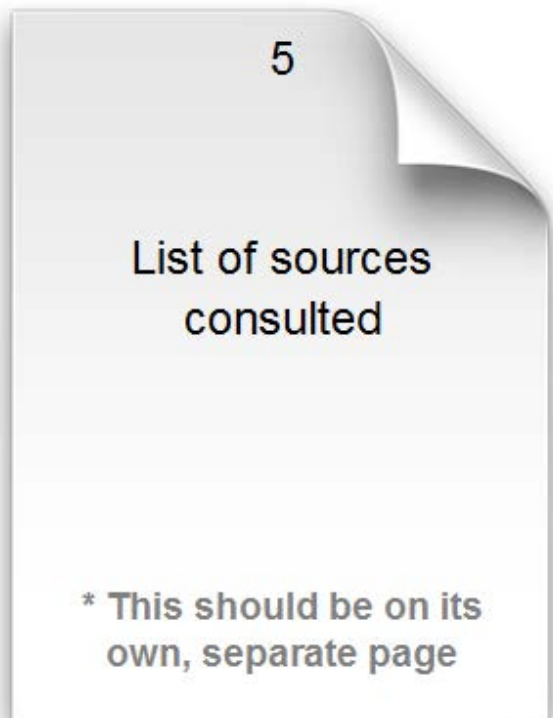


What you **have** focused on

# Portfolio Examination



- The order of things (and what each entails)



- ⇒ Remember tutorial letters
- ⇒ Alphabetical
- ⇒ In the prescribed manner **PRECISELY**

# Portfolio Examination

- The order of things (and what each entails)



6

Addendum with letter  
from organisation

\* This should be on its  
own, separate page

# Portfolio Examination



- Furthermore in the tutorial letter, have a look at examples of answering a question (theory vs application)
  - Make sure you do not just have theory, or just application – you should strike a balance that suits your discussion

# Portfolio Examination

- Length: No more than 25 typed pages (or the hand-written equivalent)



- Be a wordsmith



- Leave enough time



# Q & A Session



- NB – look at FAQs!

